

**TECHNICAL NOTICE
FIXED PLATFORM.**

**Compliant with PIRL norm F5 / F6
(Individual Light Mobile Platforms),
PIR norm F7 (Individual Mobile Platforms)**

5 steps

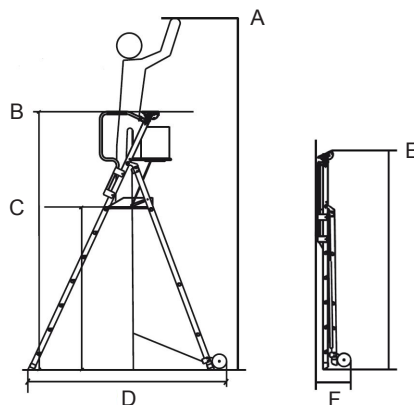
6 steps

7 steps

1. PRODUCT DESCRIPTION:

These mobile ladders with platform are used for all kind of works by a single operator working on the shelf. It is fitted with two wheels to allow it to be moved; these wheels are not adjustable. Two independent supports can be adjusted to within a millimetre, the device locks automatically and the product remains stable in conditions of normal use as recommended in the Standard.

Load capacity: 150 kg
Shelf dimensions: 0.40 m x 0.50 m



	Item code	Max working height A	Overall height B	Shelf height C	Overall width D	Folded height E	Folded width F	Width	Supports base	Weight
5 steps	500905	3,20m	2,20m	1,20m	1,66m	2,49m	0,32m	0,75m	2,19m	24.2 kg
6 steps	500906	3,45m	2,45m	1,45m	1,88m	2,80m	0,32m	0,75m	2,05m	25.0 kg
7 steps	500907	3,70m	2,70m	1,70m	2,10m	3,05m	0,32m	0,75m	1,93m	26.0 kg

2. USE:

TO OPEN:

- 1- To open the platform, stand in front of or to one side of it and swing the shelf downwards. Take care not to place your fingers underneath the shelf.
- 2- Open the supports and pull them out until they touch the floor.
- 3- 4 Put the handrails in place and turn the hinge lock assembly by a one-quarter turn to lock each rail.

ACCESS:

Once on the shelf, close the folding rail (if the product is fitted with one).

ADJUSTMENT OF THE STABILIZERS:

To open out the support, pull on the mobile part.
To fold the support, push the «bar» upwards.



TO CLOSE:

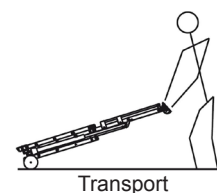
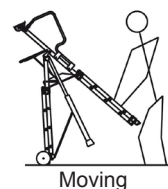
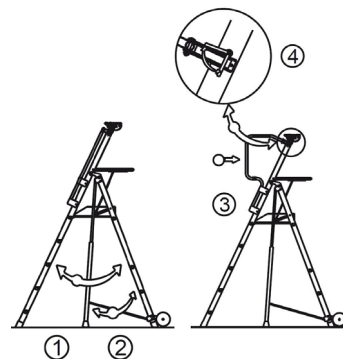
Unlock and fold down the lateral safety rails. Fold the product by pushing the shelf upwards.

MOVING WHILE IN WORKING SETUP:

The platform must be moved when the operator has left it. Gently raise the uprights on the access side to bring the rear wheels into contact with the floor. Retract the supports if the working environment requires it.

TRANSPORT:

Rolling mode: having folded the product, raise the platform by the handles located at the ends of the handrails. The platform is now positioned like a wheelbarrow and is in rolling mode.



3. GUIDANCE ON SAFE USE

- Check that the platform is in good working order before each use.
- Do not use the platform behind a non-sealed door without locking the safety rails.
- The surfaces supporting the platform must be on a level and non-slip.
- It is essential that the platform rests on the floor on its feet.
- Do not climb onto the platform if you suffer from vertigo or if you are momentarily overcome by fatigue, heat etc.
- Wear shoes offering firm support when operating on the platform.
- Always climb up and down facing the platform.
- Ensure that the work area is free of all bare live electrical conductors.
- The platform must always be handled with care.
- Climbing on the safety rails or one of the trays is strictly forbidden.
- It is strictly forbidden to have two operators on the same platform.



MAINTENANCE: Check regularly the components' state and replace them if necessary with original parts.

